

CONTAINER SPECIFICATIONS



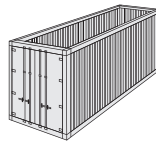
20' General Purpose

Inside Length	Inside Width	Inside Height	Door Width	Door Height	Average Weight
5.882m	2.332m	2.387m	2.332m	2.261m	2350Kg



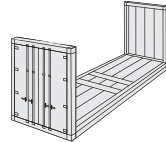
20' Open Top

Inside Length	Inside Width	Inside Height	Door Width	Door Height	Average Weight
5.890m	2.311m	2.340m	2.286m	2.184m	2680Kg



20' Flat Rack

Inside Length	Inside Width	Inside Height	Door Width	Door Height	Average Weight
5.620m	2.200m	2.219m	-	-	2960Kg



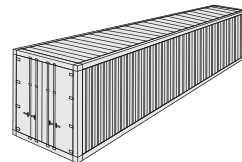
20' Reefer

Inside Length	Inside Width	Inside Height	Door Width	Door Height	Average Weight
5.456m	2.294m	2.273m	2.290m	2.264m	3050Kg



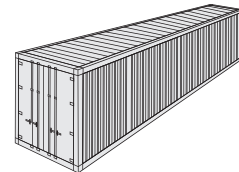
40' General Purpose

Inside Length	Inside Width	Inside Height	Door Width	Door Height	Average Weight
12.022m	2.332m	2.385m	2.333m	2.260m	4020Kg



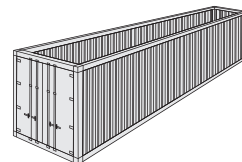
40' High Cube

Inside Length	Inside Width	Inside Height	Door Width	Door Height	Average Weight
12.031m	2.350m	2.667m	2.336m	2.585m	4200Kg



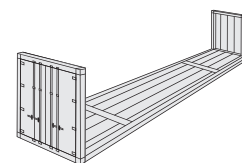
40' Open Top

Inside Length	Inside Width	Inside Height	Door Width	Door Height	Average Weight
12.028m	2.348m	2.331m	2.337m	2.274m	4250Kg



40' Flat Rack

Inside Length	Inside Width	Inside Height	Door Width	Door Height	Average Weight
12.080m	2.438m	1.978m	-	-	5480 Kg



40' High Cube Reefer

Inside Length	Inside Width	Inside Height	Door Width	Door Height	Average Weight
11.584m	2.294m	2.294m	2.284m	2.437m	4900Kg



These diagrams are intended as a guide only as equipment will slightly vary from Carrier to Carrier. Please contact Henning Harders for further information.

WWW.HARDERS.COM.AU